

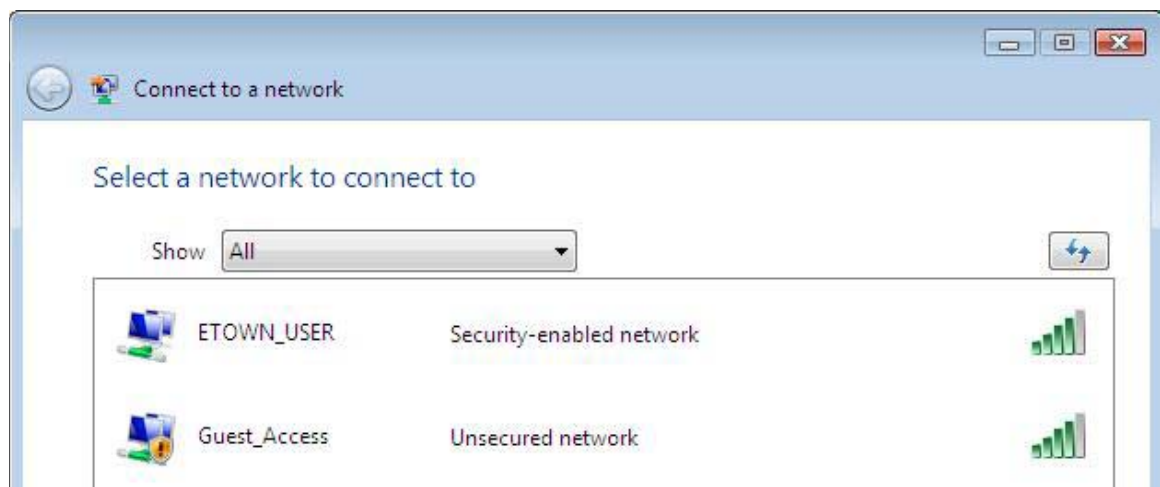
Connecting to the Elizabethtown College Guest Wireless Network

A few simple steps will allow you to connect your Windows Vista-enabled computer to the Guest network we have set up at Elizabethtown College. As a guest of the college, you are permitted to use a specific username and password for this purpose. Please contact the Elizabethtown College Help Desk (x3333 or helpdesk@etown.edu) to receive this username and password and follow the instructions below to connect.

1. In your system tray (the lower right-hand corner of your screen) you should see an icon for networking. **Single-click** this icon to bring up a prompt that allows you to click on the icon “Wireless networks are available.”

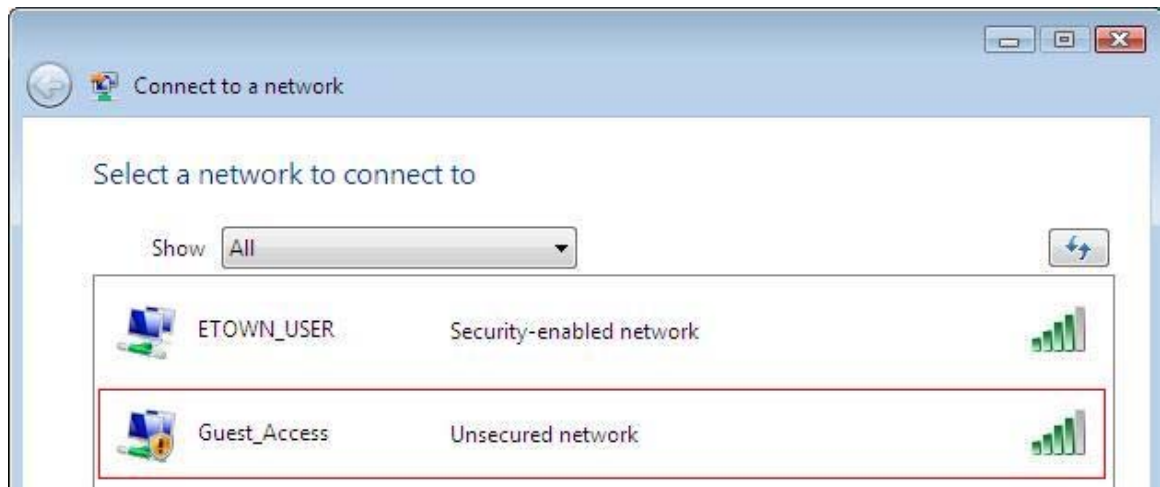


- 2.
3. Windows will detect any wireless networks in range, which will include the Guest_Access network and our secure Etown_User network. The latter is required for students and employees of the college only. As a guest of the college you will use Guest_Access.

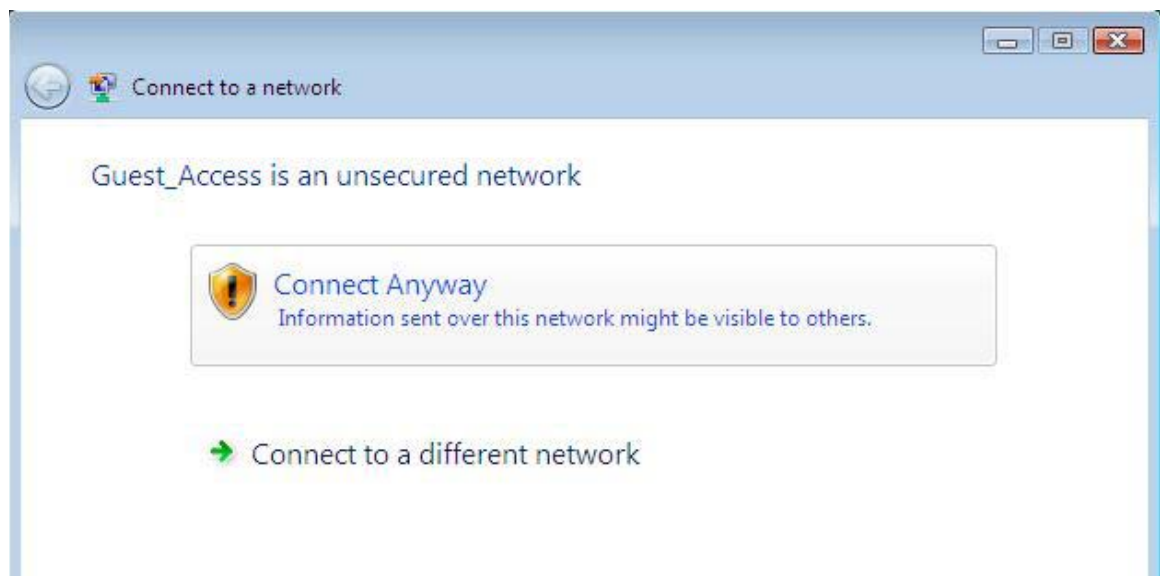


- 4.

5. **Double-click** Guest_Access to connect.



- 6.
7. You will receive a prompt letting you know that Guest_Access is an unsecured network. This only means that encryption is not done over the air using this network. You will enter a username and password after connecting to authenticate yourself. You may safely click **Connect Anyway**.



- 8.
9. Click **Close** on the next window.
10. **Open** a web browser (ex. Internet Explorer). If you are asked to accept a security certificate, please choose **Yes**. After a moment it will display a page to enter your credentials. This is the username and password provided by the Help Desk.

Guest Wireless Access Log-in



Elizabethtown College Users:

Members of the Elizabethtown College Community should not use this system to connect to wireless access. Instead, these users should connect to the ETOWN_USER secured wireless network. For more information, please contact the ITS Helpdesk at 717-361-3333.

Guests:

Please enter the username / password you received in the form below for access to the guest wireless access system. If you have not received a password, please contact the ITS Helpdesk at 717-361-3333.

Username:

Password:

- 11.
12. Enter the username (case sensitive) and password (all lowercase letters) and **click Login** to connect.