

Office of Student Rights and
Responsibilities

2017-2018 Student Conduct Summary Data

Mission

The Elizabethtown College Office of Student Rights and Responsibilities upholds practices of a facilitative and fair nature, respecting individual rights while balancing these with community integrity, honesty, civility and safety. The Office holds the primary function of investigating and resolving alleged incidents of student misconduct. Furthermore, our practitioners are dedicated to enriching the social-learning experiences of students.

2017-2018 Snapshot

Cumulative Data

Semester	Number of Cases referred to Office	Number of Students Found Responsible	Total Number of Violations	# AOD violations	# of total Violations by FY students
Fall 2017	59	52*	93	53	37
Spring 2018	36	52	80	56	32
Total 2017-2018	95	104	173	109	69

Comparison to Student Population

Semester	#Responsible Students	Total # Student Population (undergrad only)	% of Students Found Responsible of Total Population	Number of responsible FY Students	Total # FY Students	% of Total FY Students Found Responsible
Fall 2017	52*	1636	3%	16	410	4%
Spring 2018	52	1636	3%	21	389	5%

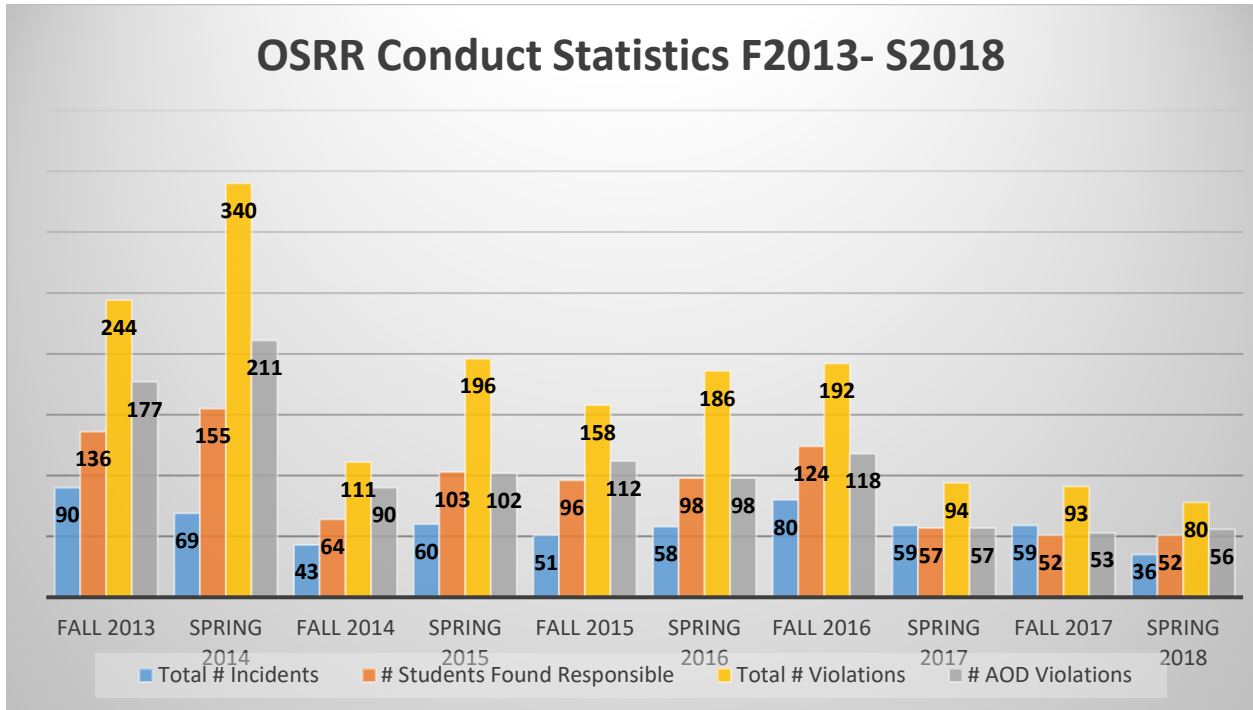
SUMMARY:

*one student group was listed a responsible student

Fall 2017—52 students; 93 violations

Spring 2018—51 students; 78 violations;

Comparative Data



Semester	Total # Incidents	# Students Found Responsible	Total # Violations	# AOD Violations
Fall 2013	90	136	244	177
Spring 2014	69	155	340	211
Fall 2014	43	64	111	90
Spring 2015	60	103	196	102
Fall 2015	51	96	158	112
Spring 2016	58	98	186	98
Fall 2016	80	124	192	118
Spring 2017	59	57	94	57
Fall 2017	59	52	93	53
Spring 2018	36	52	80	56

2017-2018 Repeat Respondents:

The table below shows the number of students who had subsequent incidents during the 2017-2018 academic year.

Number of Interactions with OSRR	Number of Students*
1 interaction	90
2 interactions	7
3 interactions	0
4 interactions	0
5 interactions	1

*Please note that this total number differs from the semester breakdown of responsible students as this number captures the entire academic year.

2017-2018 Incident Location Report:

Location of Incident	Total
Brinser Residence Hall	6
Brossman Commons	8
Campus Security	3
Dell Area	1
Founders Residence Hall	18
Myer Residence Hall	7
Ober Residence Hall	25
Off Campus	7
Residence Hall-Unknown	1
Roadways and Streets	1
Royer Residence Hall	8
Schlosser Residence Hall	9
Schreiber Quadrangle	10
Steinman Hall	1
Unassigned	12
Vera Hackman Apartments	4
Total	121

*Number of incidents here will be higher than the number of incidents referred to the OSRR office as this includes all incidents reported, even those that may not go through OSRR because of unknown respondents.

Residence Hall Incident numbers and percentages

Res Hall	Current Occupancy	Maximum Occupancy	Current % of Total	Max % of Total	# of Incidents	% of Incident Total
Brinser	118	111	8.2%	7.4%	6	5.0%
Founders	286	318	19.9%	21.3%	18	14.9%
Myer	133	140	9.3%	9.4%	7	5.8%
Ober	216	226	15.0%	15.2%	25	20.7%
Royer	124	127	8.6%	8.5%	8	6.6%
Schlosser	206	212	14.3%	14.2%	9	7.4%
Quads	127	128	8.8%	8.6%	10	8.3%
Apartments	182	184	12.7%	12.3%	4	3.3%
SDLCs	45	45	3.1%	3.0%	0	0.0%
Other					34	28.1%
Total	1437	1491	100%	100%	121	100.0%

Fall 2017 Student Conduct Statistics

Violation Statistics

Incidents:

Total Incidents referred to office: 59
 Total Students processed responsible: 52*
 Total Students processed not-responsible: 37
 Cases pending: 0
 Appeals: 4

Violation Types:

AOD Violations: 53
 Non-AOD Violations: 40
 Total Violations: 93

Violations	Total
APV-Furnishing Alcohol for Person(s) Under the Age of 21	1
APV-Possession of Quantities that Exceed the College-Approved Limits	2
APV-Possession or Use of Alcohol-Related Paraphernalia	11
APV-Underage Possession or Consumption of Alcohol	23
APV-Use, Possession, Manufacture, Distribution or Sale of Alcoholic Beverages that Violates the Rights of Others or Results in Emergency Medical Response for Self or Others	2
Disorderly/Disruptive Conduct	6
DPV-Actual or Intended Use or Possession of Cocaine, Heroin, and other Narcotics or Controlled Substances	2
DPV-Actual or Intended Use or Possession of Marijuana	4
DPV-Cultivation, Manufacture, Sale Distribution (or Intent to Sell or Distribute) Cocaine, Heroin, and Other Narcotics or Other Controlled Substances	1
DPV-Cultivation, Manufacture, Sale Distribution (or Intent to Sell or Distribute) Marijuana	1
DPV-Possession of Any Drug Paraphernalia	4
Endangering Safety or Well-being of Others	3
Endangering Safety or Well-being of Others-Behavior that Endangers Safety/Health of Others or Threats to Cause Such Actions	1
Endangering Safety or Well-being of Others-Interfering or Tampering with Safety or Emergency Response Systems	9
Guest Policy Violation	4
HPV	2
HPV-Burning of Candles	3
HPV-Violation of Quiet or Courtesy Hours	3
Sexual Misconduct-Dating Violence	1
Sexual Misconduct-Non-consensual Intercourse (Sexual Assault)	1
Sexual Misconduct-Non-consensual Sexual Contact	1
Smoking in a College-Owned Facility or in a Non-Designated Area	2
Theft of Property or Resources Belonging to Individuals or the College	1
Violation of Federal, State or Local Laws	1
Weapons	4
Total	93

*one responsible student represents a student group

Sanction Data

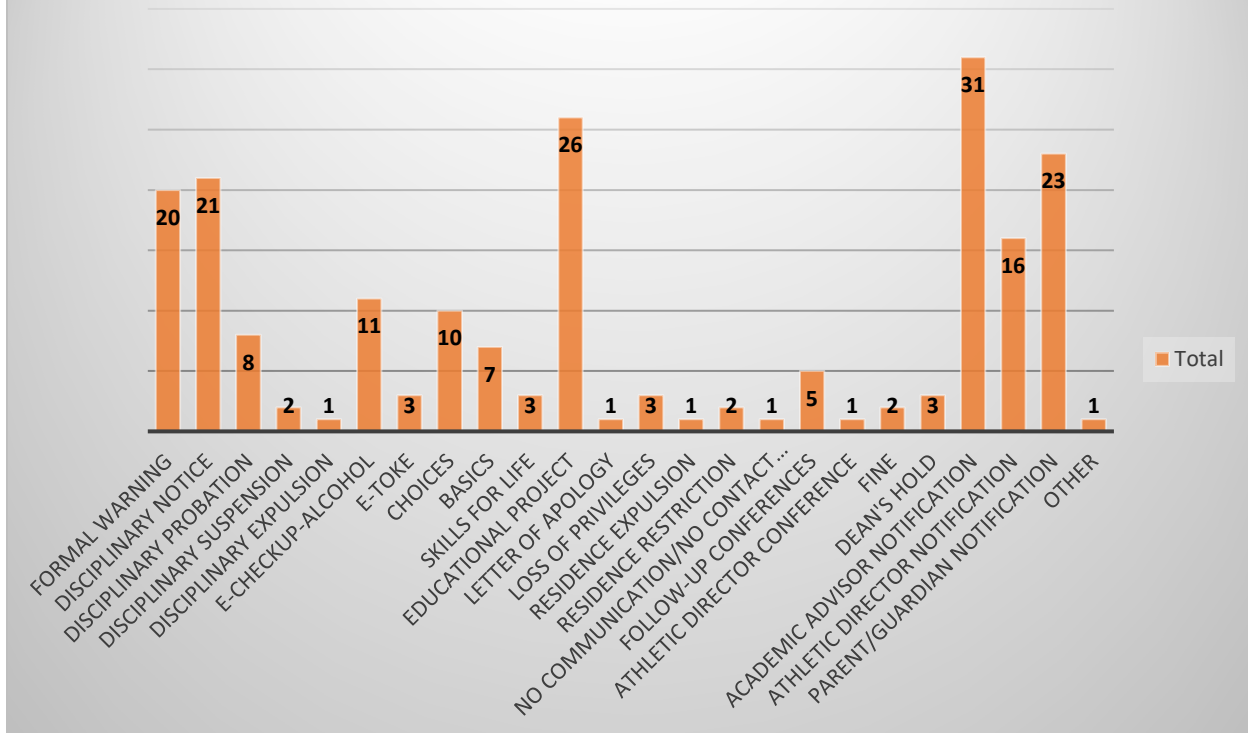
Sanction Total: 202

Formal Warning: 20
 Disciplinary Notice: 21
 Disciplinary Probation: 8
 Disciplinary Suspension: 2
 Disciplinary Expulsion: 1

E-Checkup-Alcohol: 11
 E-Toke: 3
 Choices: 10
 BASICS: 7
 AOD Assessments: 0
 Skills for Life: 3

Sanction	Total
Formal Warning	20
Disciplinary Notice	21
Disciplinary Probation	8
Disciplinary Suspension	2
Disciplinary Expulsion	1
E-Checkup-Alcohol	11
E-Toke	3
CHOICES	10
BASICS	7
Skills for Life	3
Educational Project	26
Letter of Apology	1
Loss of Privileges	3
Residence Expulsion	1
Residence Restriction	2
No Communication/No Contact Directive	1
Follow-up Conferences	5
Athletic Director Conference	1
Fine	2
Dean's Hold	3
Academic Advisor Notification	31
Athletic Director Notification	16
Parent/Guardian Notification	23
Other	1
Total	202

Sanctions Report Fall 2017



Athlete Information: needs updating

Number of Students Found Responsible who were athletes: 10 (8 males; 2 females)

Percentage of violating students who are athletes: 19%

Breakdown by team

Men's teams:

Golf – 1
 Soccer – 2
 Lacrosse – 3
 Swimming – 1
 Track & Field/CC – 1

Women's teams:

Field Hockey – 1
 Swimming – 1

Amnesty Report:

Amnesty Fall 2017: 7 (involving 16 students)

Amnesty Fall 2016: 9 (involving 17 students)

Amnesty Fall 2015: 5

Amnesty Fall 2014: 2 (involving total of 5 students)

Ambulance Report for Drug and Alcohol:

Total number of AOD-related ambulance calls Fall 2017: 8

Total number of AOD-related ambulance calls Fall 2016: 16

Total number of AOD-related ambulance calls Fall 2015: 8

Total number of AOD-related ambulance calls Fall 2014: 7

Total number of AOD-related transports to hospital Fall 2017: 6

Total number of AOD-related transports to hospital Fall 2016: 10*

Total number of AOD-related transports to hospital Fall 2015: 7

Total number of AOD-related transports to hospital Fall 2014: 5

*one started as an alcohol incident but transport was due to a medical concern as well

Spring 2018 Student Conduct Statistics

Violations Statistics

Incidents:

Total Incidents referred to office: 36
 Total Students processed responsible: 52
 Total Students processed not-responsible: 19
 Cases pending: 0
 Appeals: 0

Violation Types:

AOD Violations: 56
 Non-AOD Violations: 24
 Total Violations: 80

Violations	Total
APV-Possession of Quantities that Exceed the College-Approved Limits	4
APV-Possession or Use of Alcohol-Related Paraphernalia	4
APV-Underage Possession or Consumption of Alcohol	33
Dishonesty-Furnishing False Information to Any College Official	1
Disorderly/Disruptive Conduct	4
DPV-abuse of alcohol, drugs, or other substances	1
DPV-Actual or Intended Use or Possession of Marijuana	4
DPV-Driving Under the Influence of Drugs	1
DPV-Possession of Any Drug Paraphernalia	5
Endangering Safety or Well-being of Others	2
Endangering Safety or Well-being of Others-Interfering or Tampering with Safety or Emergency Response Systems	3
Endangering Safety or Well-being of Others-Physical Assault	2
Guest Policy Violation	2
HPV	1
HPV-Burning of Candles	1
HPV-Violation of Quiet or Courtesy Hours	4
Sexual Misconduct Policy-Dating Violence	1
Smoking in a College-Owned Facility or in a Non-Designated Area	3
Theft of Property or Resources Belonging to Individuals or the College	2
Violation of Federal, State or Local Laws	1
Violation of Federal, State or Local Laws-Drug Citation	1
Total	80

Spring 2018 Sanction Data:

Sanction Total: 182

Formal Warning: 26

Disciplinary Notice: 17

Disciplinary Probation: 9

Disciplinary Suspension: 0

Expulsion: 0

E-Chug: 21

E-Toke: 6

Choices: 7

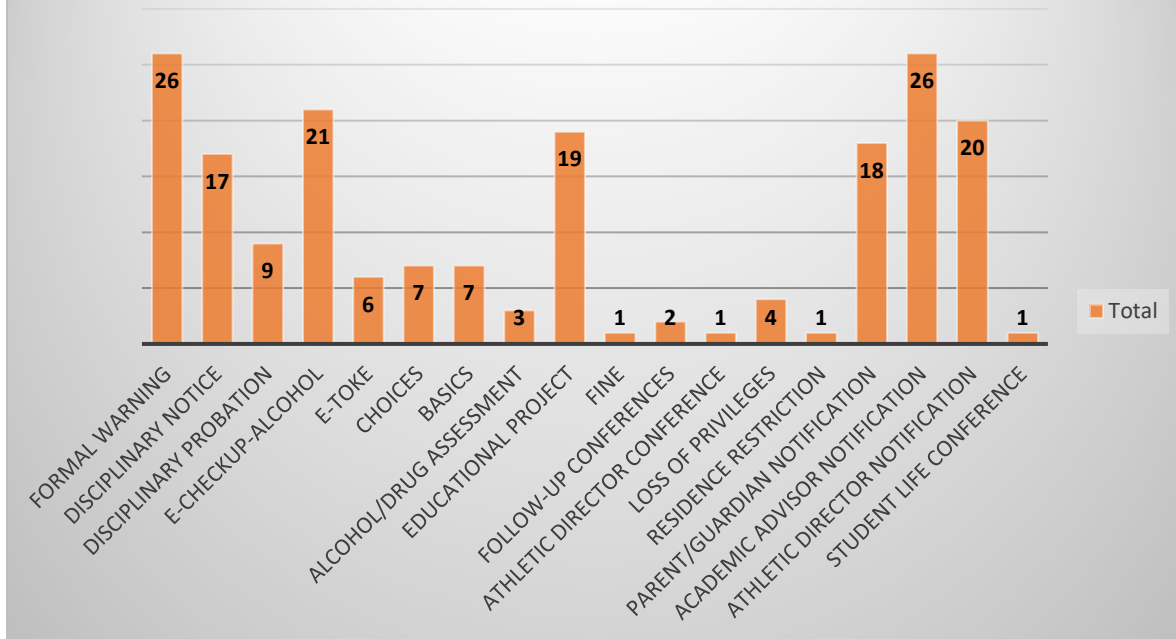
BASICS: 7

AOD Assessments: 3

Skills for Life: 0

Sanction	Total
Formal Warning	26
Disciplinary Notice	17
Disciplinary Probation	9
E-Checkup-Alcohol	21
E-Toke	6
CHOICES	7
BASICS	7
Alcohol/Drug Assessment	3
Educational Project	19
Fine	1
Follow-up Conferences	2
Student Life Conference	1
Athletic Director Conference	1
Loss of Privileges	4
Residence Restriction	1
Parent/Guardian Notification	18
Academic Advisor Notification	26
Athletic Director Notification	20
Total	189

Sanctions Report Spring 2018



Athlete Information:

Number of Students Found Responsible who were athletes: 19 (14 males, 5 females)

Percentage of violating students who are athletes: 36%

Breakdown by team

Men's teams:

Baseball—2
 Basketball—1
 Cross Country—2
 Golf—2
 Lacrosse—1
 Soccer—1
 Tennis—1
 Track and Field—4

Women's Teams:

Field Hockey—2
 Lacrosse—2
 Track and Field—1

Medical Amnesty Report Incidents:

Medical Amnesty Spring 2018: 4 (involving total of 9 students)

Medical Amnesty Spring 2017: 4 (involving total of 6 students)

Medical Amnesty Spring 2016: 1 (involving total of 5 students)

Medical Amnesty Spring 2015: 3 (involving total of 8 students)

Ambulance Report for Drug and Alcohol:

Total number of AOD-related ambulance calls Spring 2018: 7

Total number of AOD transports to hospital Spring 18: 6

Total number of AOD-related ambulance calls Spring 2017: 10

Total number of AOD transports to hospital Spring 17: 5

Total number of AOD-related ambulance calls Spring 2016: 8 (1 non-student)

Total number of AOD transports to hospital Spring 16: 5

Total number of AOD-related ambulance calls Spring 15: 7

Total number of AOD transports to hospital Spring 15: 7

2017-2018 ANALYSIS AND TRENDS:

- Spring 2018 had the lowest number of incidents since fall 2014 (43) and the lowest number of students found responsible for violations since the college has been tracking incidents. This data reveals a second-year trend when spring incident numbers were lower than the fall. In previous years, spring was more active than the fall semester. Capturing and analyzing additional long-term data is needed to determine if this trend will continue.
- While incident numbers were lower for Spring 2018 than previous semesters, 2017-2018 finished with a total of 94 incidents. While this academic year saw the lowest number of incidents since the College has been tracking conduct records, when comparing incidents to the previous academic years, 2017-2018 trended close to 2014-2015 and 2015-2016 with respect to overall incident totals (103 and 109, respectively).
- When comparing violations to the previous academic year, in 2017-2018 they totaled 173, down considerably from 2016-2017, which totaled 286. In both years, the percentage of AOD to total violations remained fairly steady, 63% and 61%, respectively.
- In 2017-2018, first-year students committed 40% of the total number of violations, which is in the middle of the percentages from the most recent two academic years 2016-2017 (37%) and 2015-2016 (42%).
- In 2017-2018, the Office of Student Rights & Responsibilities launched a restorative pathway for students who were committed to behavior change and engaged with the office as a repeat respondent or a first-time respondent in a high-level incident. These students also had other factors that may have contributed to high-risk behavior. In 2017-2018, six students participated in this resolution process. Although the SRR office did not collect formative evaluative materials (an upcoming plan for 2018-2019), anecdotally the students reported that they appreciated being connected to other resources on campus (e.g. career counseling, the Purposeful Life Work program, and the AOD counseling sessions). All of the students who entered the restorative resolution completed the pathway and none of the students were involved in subsequent violations.
- Information gleaned from the locations report highlights Ober as the residential hall with the most incidents (25). Ober houses 15% of the campus population and is the second largest residence hall. Incidents in Founders (the largest traditional residence hall), however, decreased this year from 37 to 18 (Founders had the most incidents the previous year). The ILUs saw a slight decrease in incidents in 2018-2017 (20) compared to 2016-2017 (22). The number of incidents in Myer decreased significantly from sixteen to seven between 2016-2017 and 2017-2018. There is no data-driven explanation for this decrease, but Residence Life did remove a learning community from this building in the 2017-2018 and this building experienced a significant upgrade of its bathrooms in the summer 2017.
- The percentage of athletes responsible for total violations was higher in spring 2018 compared to fall 2017, 36% to 19% respectively. These numbers are more in line with where athletes have trended historically and is a decrease from fall of 2016 (50%). The Director of Athletics, Chris Morgan, as well as several members of the coaching staff, continue to be instrumental in working with these students through Athletic Director Conferences and follow-up coaching/mentoring meetings.

- In both semesters “Underage Possession/Consumption of Alcohol” was the most common violation with “Alcohol Paraphernalia” second in the fall and “Drug Paraphernalia” being the second most common violation in the spring semester. In 2017-2018, the College removed “Being in the Presence of Alcohol while Under the Age of 21” from the Student Handbook. Historically, this violation was typically the second most common violation. “Consuming alcohol in the presence of an underage student” was also removed from the standards of conduct. While the removal of these standards did not have much of an impact on the fall 2017 numbers, the removal did affect spring numbers, when large gathering incidents are more likely to occur. The Office of Campus Security also launched the implementation of the CheckPoint device where students could request a CheckPoint breathalyzer test to prove the student was not drinking. Campus Security utilized this device primarily in the spring semester.
- In 2017-2018, the College saw a significant uptick of incidents related to tampering with safety or emergency response systems (specifically covering smoke detectors) from 1 violation in 2016-2017 to 12 in 2017-2018. Upon consultation with relevant Student Life staff and the CARE committee (comprised of staff and students), OSRR created more significant educational and disciplinary sanctions (including the use of a fine) to address this issue.
- Students utilizing the Amnesty provision remained consistent in 2017-2018 compared to the previous year. Eleven students used it in 2017-2018, compared to thirteen in 2016-2017. The OSRR and Residence Life continues to work with Health Promotions to further underscore the importance of the students seeking medical assistance for a student experiencing any health emergency without fear of repercussion. Marijuana incidents for spring 2018 were lower than spring 2017 (4 and 8, respectively) but were similar overall for 2017-2018 compared to 2016-2017 (8 and 9, respectively).
- In 2017-2018, the OSRR, in conjunction with Student Wellness, launched a 21-year-old birthday project. Each student turning 21 receives an email with a link to ideas for free gifts and activities for their 21st birthday. OSRR developed the list in conjunction with the Student Wellness Advocacy Group (SWAGs). A total of 411 students turned 21 during the 2017-2018 academic year. The website containing the 21st birthday ideas received 506 page views.
- Incidents at the disciplinary probation level were similar in 2017-2018 were significantly lower than 2016-2017, 17 and 46, respectively. Two reasons could contribute to this decrease: lower incident numbers and the use of the restorative resolution pathway. Regarding other sanctions, students continue to offer feedback that they found meetings with counselors (BASICS, AOD, or educational meetings) helpful as well as the Student Skills for Life program. The latter program, facilitated by Compass Mark, proved to prompt behavioral change around alcohol and other drugs by most students who took the course. Those students who participated in the program in 2017-2018, all saw a somewhat (67%) or significant (33%) improvement in their decision-making skills. At least 50% of the participants indicated a decrease in drug and alcohol use during the course of the workshop. These numbers are similar to the percentages OSRR saw in 2016-2017, which indicated that 38% percent of the students believed the workshop had significantly increased their decision-making skills (compared to 33% in 2017-2018). The programs continues to be a worthwhile outcome for students who are engaging in significant drug or alcohol use. The College will continue to offer the program in 2018-2019.

Student Rights & Responsibilities Staff 2017-2018

Marianne Calenda, Vice President for Student Life & Dean of Students

Allison Bridgeman, Associate Dean of Students & Director of Residence Life

Conduct Officers:

Susan Asbury, Director, Student Rights and Responsibilities

Administrative Assistance & Advocate Support:

Amy Berra, Administrative Assistant to the Vice President for Student Life & Dean of Students

Residence Life Staff:

Cody Miller, Area Coordinator

Deirdre Rocklein, Area Coordinator

Dominick DiLoreto, Area Coordinator

Appeal Officers:

Allison Bridgeman, Associate Dean of Students & Director of Residence Life

Kristen Vieldhouse, Assistant Director of Residence Life & Student Activities

Cody Miller, Area Coordinator

Stephanie Diaz, Coordinator of Multicultural Programs and Residential Communities