

CLASS OF 2011

The One-Year-Out Report



ELIZABETHTOWN COLLEGE

EXECUTIVE SUMMARY

Methodology

This report includes Elizabethtown College graduates from the traditional residential program who earned a degree at one of the 2011 conferrals: January, May, and August. A total of 404 bachelor's degrees and 27 master's degrees were awarded from the traditional college in 2011. Information for this survey was collected from multiple sources. Students provided preliminary information on a survey distributed at commencement rehearsal. They were additionally surveyed electronically approximately one year post-graduation. Academic departments and the Alumni Office were asked to provide any known information about members of the class of 2011. Data on internships, research, study abroad, and other high impact activities during college were provided by the Office of Registration and Records.

Through this process, responses were collected from 92% of the 2011 graduates. After noting the pre-graduation activity of all 2011 graduates, the remainder of the information in this report pertains to the 92% of graduates for whom we have reliable post-graduation data.

Outlook for 2011 Graduates

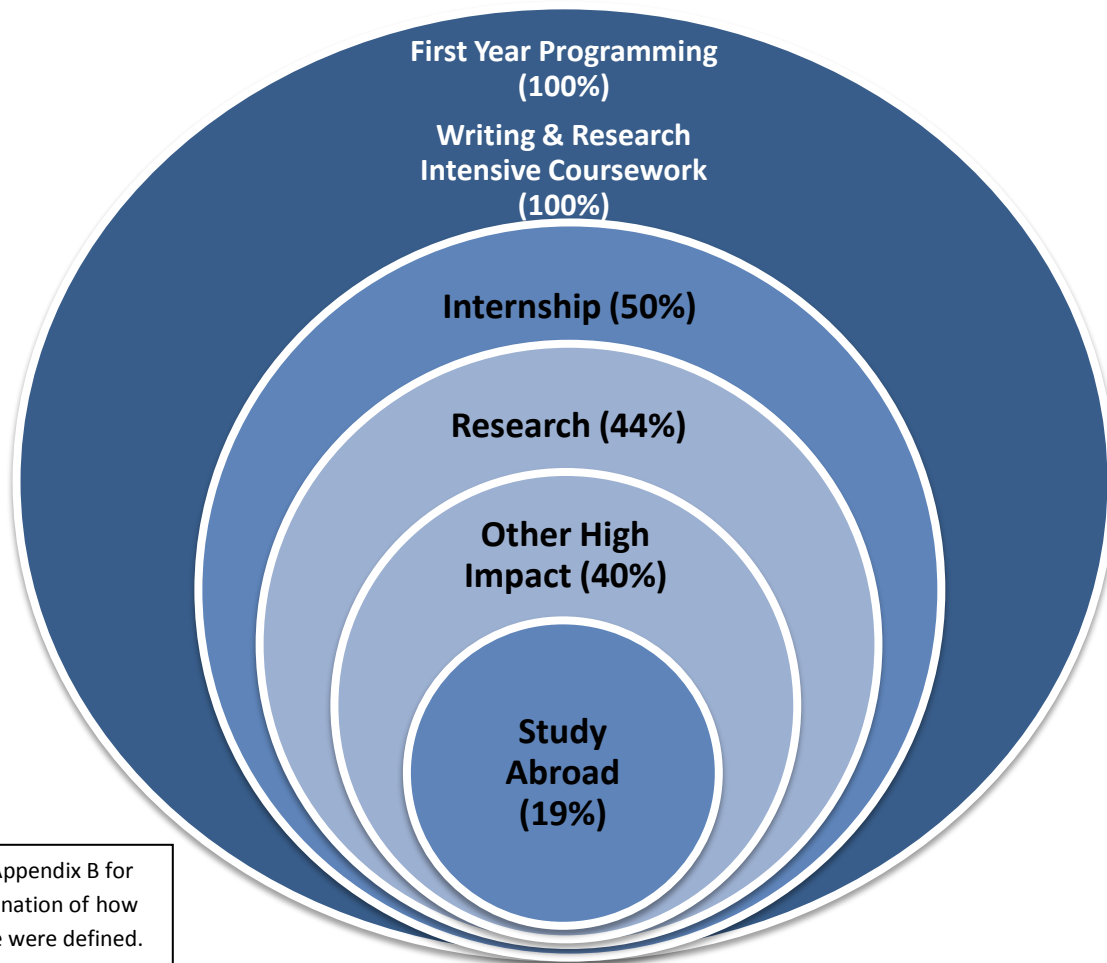
According to the National Association of Colleges and Employers (NACE), the job outlook for 2011 college graduates was cautiously optimistic. Going into the spring 2011 hiring season, businesses projected a 20% increase in open positions compared to the prior year. Still, the 2011 job market was highly competitive, with roughly 21 applications for every one job opening.

A survey by *Millennial Branding & Experience Inc.* (2012, May 14) indicates that employers seek to hire individuals who have good communication skills, a positive attitude, the ability to adapt to changes, skills for effective teamwork, and who are goal oriented. Nationally, the average salary offer to 2011 college grads was \$50,462. Compared with their peers without a college degree, college graduates can expect to accrue roughly one million dollars more in lifetime earnings.

As this report shows, the 2011 graduates of Elizabethtown College fared well in the competitive marketplace they faced following graduation. The unique Elizabethtown blend of liberal arts and professional programs prepares students with the skills and experiences desired in today's workforce.

High-Impact Practices Prior to Graduation

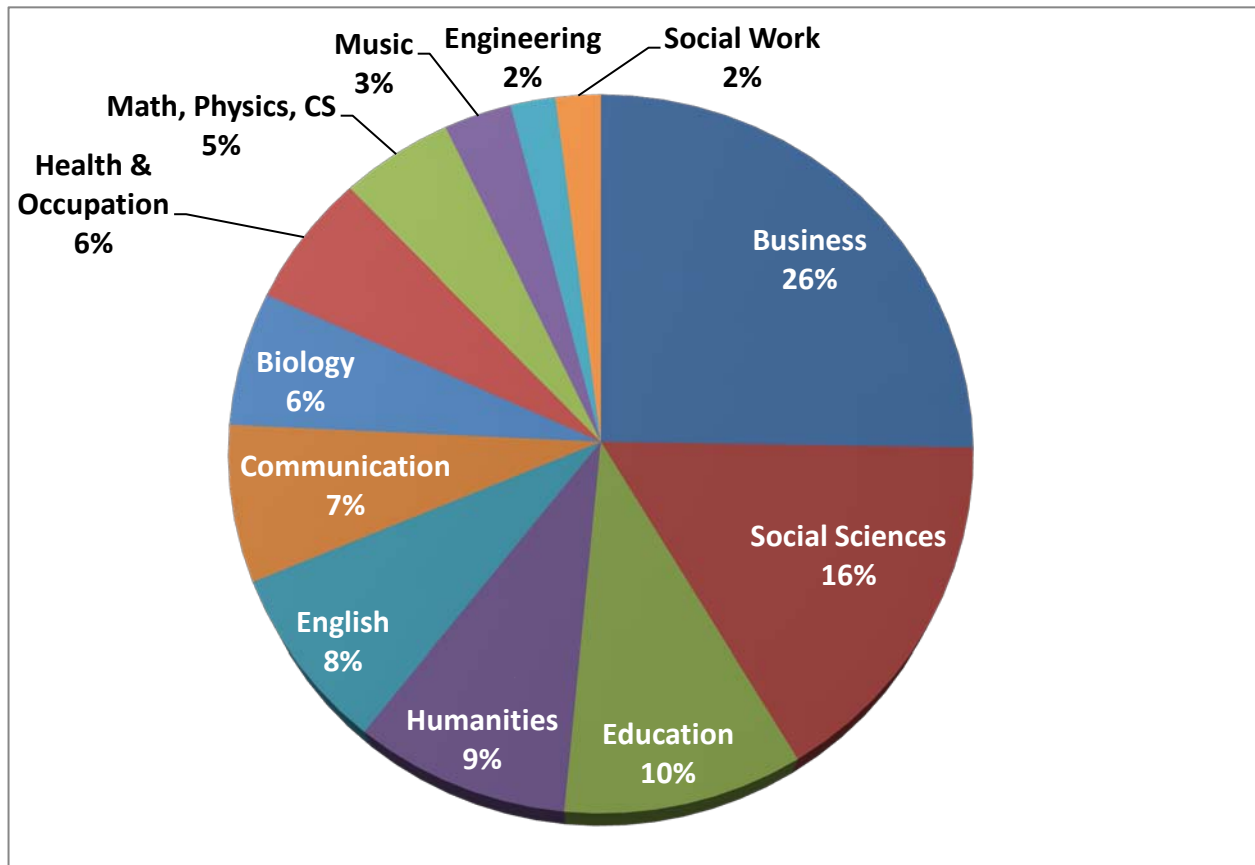
Students who participate in high-impact activities during college experience greater gains in learning. At Elizabethtown, such activities are situated in the general curriculum, the major/minor programs, the intentional advising, and targeted extra-curricular opportunities. The chart shows the percentage of 2011 graduates with high-impact practices documented on their transcripts.



See Appendix B for explanation of how these were defined.

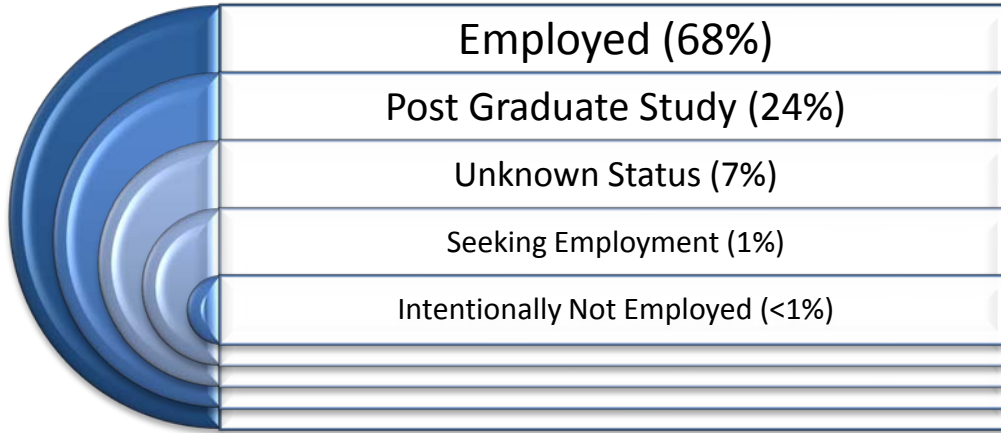
ALL graduates participated in high impact first-year programming including a seminar, advising, orientation, and mentoring. ALL graduates also completed at least one “writing and research intensive” course. In addition, 86% of the class of 2011 engaged in at least one high impact learning activity and many of these participated in multiple high-impacts. As illustrated, half of all graduates completed an internship and close to half (44%) engaged in undergraduate research in their major. In addition, 19% studied abroad, and 40% completed another high-impact learning experience. In addition to these high-impact curricular accomplishments, 44% of the class of 2011 participated in service learning activities sponsored by the Center for Community and Civic Engagement.

Distribution of Undergraduate Degrees by Major Groups



The largest group of majors among the 2011 graduates was from Elizabethtown’s ACBSP accredited business program, followed by those majors that collectively constitute the Social Sciences: Psychology, Political Science, Sociology-Anthropology, Criminal Justice, and Social Studies (Education). Elementary and Early Childhood Education majors were the third largest group of majors, followed closely by majors in the Humanities (History, Philosophy, Religious Studies, and Modern Languages), and English.

Primary Post-Graduate Activity

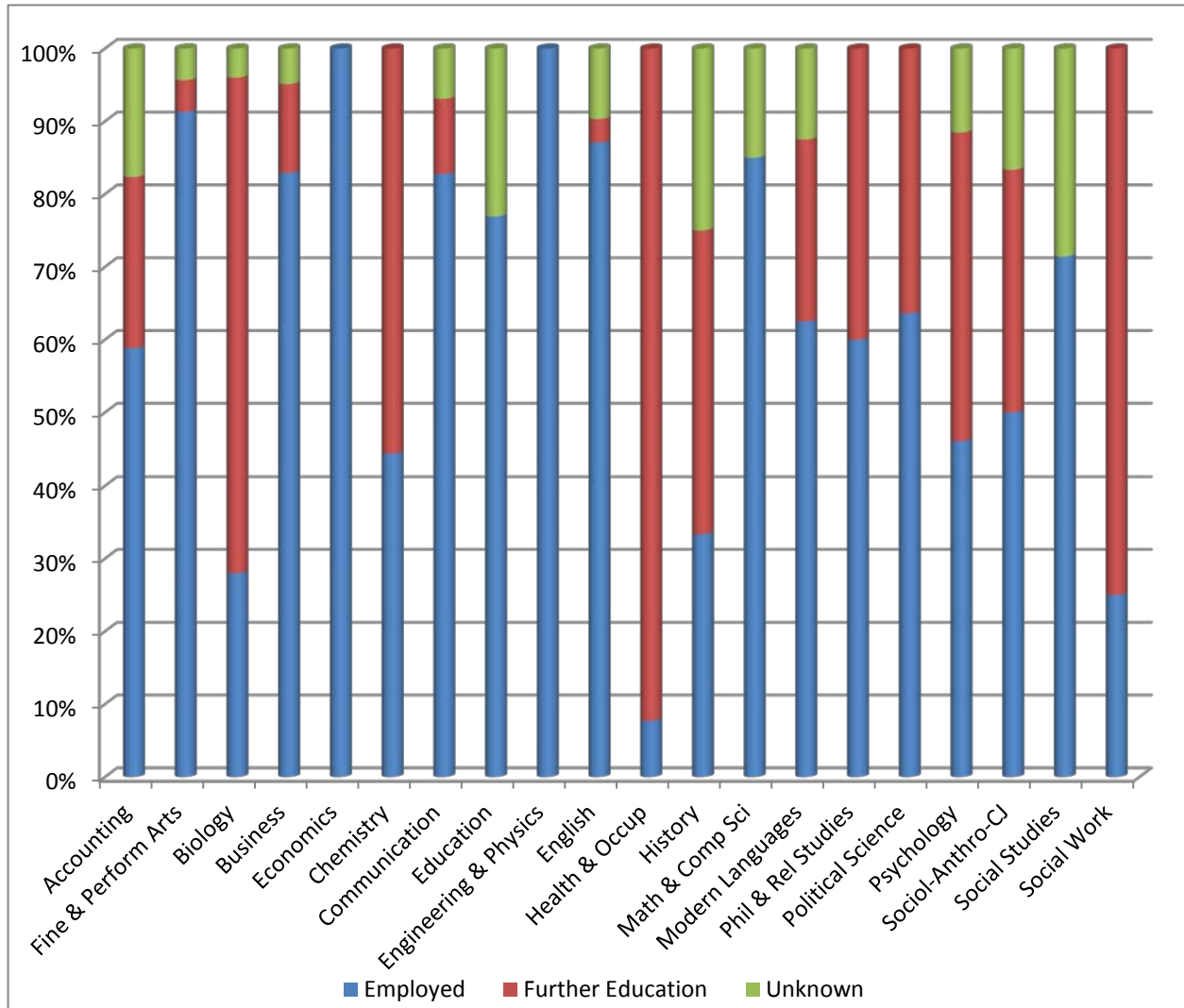


A year after graduation, a majority (68%) of the class of 2011 is employed full-time and 24% are pursuing advanced study. A handful of graduates (n=6) indicated that they were actively seeking employment and even fewer (n=2) indicated that they were intentionally not employed or in school due to family care needs. Of the 92% who responded to the survey, approximately 3 out of 4 (74%) are employed while roughly 1 out of 4 (26%) are continuing their education in various fields.

Among those 2011 graduates who sought and obtained employment, 80% reported securing their position within 6 months of graduation. Among those employed, 79% found employment related to their college major.

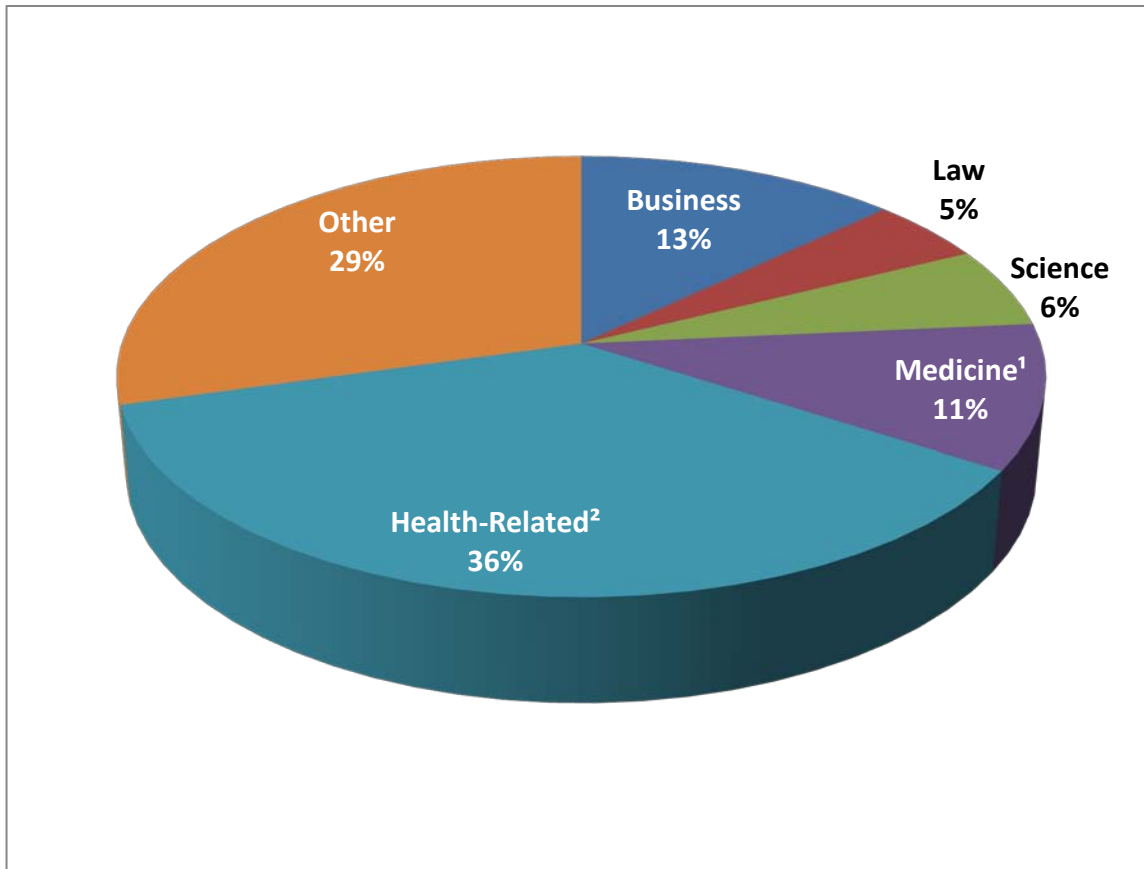
Post-Graduate Activities by Major

Post graduation activity varied by undergraduate field of study, with Biology, Chemistry, Health and Occupation, and Social Work majors among those more likely to be pursuing further education. See Appendix A for further detail.



Areas of Post-Graduate Study

In the year following graduation, 24% of the total class of 2011 (and 26% of the 92% who responded to the survey) reported that they were continuing their education. Health-related programs are the most popular areas of post-graduate study.



¹Doctorate level (MD, DPT, DO)

²Master's Level (therapy, counseling)

Graduate and Professional School Information by Undergraduate Major

Biology	<ul style="list-style-type: none">•Thomas Jefferson University (DPT)•Philadelphia College of Osteopathic Medicine (D.O.)•Penn State College of Medicine (MD)•Baylor College of Medicine (Ph.D.)•Princeton University (Ph.D.)
Business	<ul style="list-style-type: none">•Towson University•Marquette University•Villanova University•Carnegie Mellon University•Rutger's University
Chemistry	<ul style="list-style-type: none">•Penn State College of Medicine (MD)•University of British Columbia•University of Maryland•Temple University's Kornberg School of Dentistry (DMD)
Communications & English	<ul style="list-style-type: none">•Farleigh Dickinson University•Bowling Green State University•Simmons Graduate School of Library and Information Science
History	<ul style="list-style-type: none">•Catholic University of America•Temple University•Wilmington University•University at Albany, SUNY
Political Science	<ul style="list-style-type: none">•Leiden University (The Netherlands)•Lancaster Theological Seminary•Earle Mack School of Law at Drexel University (JD)•Widener University Law School (JD)
Psychology	<ul style="list-style-type: none">•University of Utah (Ph.D.)•Immaculata University•West Chester University•Towson University
Social Work	<ul style="list-style-type: none">•University of Maryland•Monmouth University•Widener University•Adelphi University
Sociology & Criminal Justice	<ul style="list-style-type: none">•Harvard University (JD)•Washington University in St. Louis•Bowling Green State University

Employment Information by Undergraduate Major

In the year following graduation, 70% of the total class of 2011 (and 77% of the 91% who responded to the survey) reported full-time employment, as illustrated by some of the positions below, by Elizabethtown major.

<h3>Accounting</h3>	<ul style="list-style-type: none"> •Staff Accountant, Condon, O'Meara, McGinty, and Donnelly (NY) •Auditor, Pricewaterhouse Coopers •Accountant, Kerr & Company PC •Staff Accountant, Ernst and Young •Auditor, KPMG
<h3>Biology</h3>	<ul style="list-style-type: none"> •Clinical Laboratory Technician, Health Network Laboratories •Process Engineer, Merck •Laboratory Technician, SPI Pharma •Quality Inspector, Unilife Corporation
<h3>Business</h3>	<ul style="list-style-type: none"> •Logistics Coordinator, Clark Associates •Visa Dispute Analyst, Merrill Lynch •Business Development Specialist, DaBrian Marketing Group •Business Operations Assistant, Aerotek •Sales Representative, Shire Pharmaceuticals •Managed Equity Analyst, Morgan Stanley Smith Barney •Regional Sales Representative, Steeltech Ltd. •Marketing Associate, TrueAction •Contracts Administrator, GROM Associates, Inc. •Client Service Associate, JP Morgan
<h3>Communications</h3>	<ul style="list-style-type: none"> •Associate Producer, WGAL (PA) •News Reporter, KFDM CBS 6 News (TX) •Web Editor, HMP Communications •Video Editor, Aurora Creative Group •Assistant Account Executive, Tierney Advertising & PR •Sales and Marketing Coordinator, UMBC Training Centers •Assistant Editor, NFL Films •Communications Coordinator, PA Newspaper Association
<h3>Education</h3>	<ul style="list-style-type: none"> •Fairfax County Public Schools (VA) •Lower Dauphin School District •Littlestown Area School District •St. Augustine School (MD) •Wichita School District (KS) •Everett Public Schools (MA) •Washington Township School District (NJ) •Manheim Township School District •The Vista School (PA) •School District of Lancaster
<h3>Engineering</h3>	<ul style="list-style-type: none"> •Estimator, Richter Precision Inc. •Engineer, Frito-Lay •Corporate Quality Assurance Engineer, Bechtel Corporation •Technical Support Analyst, Cerner Corporation •Product Marketing Specialist, Phoenix Contract •Systems Engineer, Praemittias Group •Supplier Quality Engineer, EnerSys

English

- Writing Editor, ThinkingStorm Online Tutoring
- Clerk, Barnard, Mezzanotte, Pinnie & Seelaus
- Sales Specialist, Apple Inc.
- Assistant Language Teacher, JET Program (Japan)
- Marketing Coordinator, NAPCO Publishing
- Senior Analyst, PJM Interconnection
- Copy Editor, Advertising Specialty Institute

Math & Computer Science

- Financial Analyst, Goldman Sachs
- Research Analyst, Capital Blue Cross
- Systems Security Administrator, Exelon
- Programmer, Department of Defense
- Hedge Fund Accountant, SEI Investments
- Mathematics Teacher, Hempfield School District
- Actuarial Analyst, Penn Mutual Life Insurance

Music

- Residential Rehabilitation Counselor, Family Service Inc.
- Elementary Music Teacher, Frederick County Public Schools
- Music Therapist, Music Therapy Associates
- Therapeutic Recreation Coordinator, Waverly Heights Retirement

Political Science

- Manager of Marketing and Field Administration, Parsons Brinckerhoff
- Government Affairs Administrator, Medical Group Management
- Program Instructor, Close Up Foundation
- Inbound Associate, SMX/Amazon

Psychology

- Domestic Violence Advocate, Safe Nest
- Data Technician, Duke University Medical Center
- Mental Health Case Manager, SAM Inc.
- Therapeutic Staff Support, Pennsylvania Counseling Services
- Administrative Assistant, DuVilla and Company, LLC
- Sales Clerk, Payless Shoe Source
- After School Daycare Provider, Creative School Age Child Care

Sociology and Criminal Justice

- Territory Manager, Ecolab
- Youth Care Worker, Catholic Charities
- Arraignment Clerk, Chester County District Attorney's Office
- Customer Service Associate, Giant Foods
- Case Worker, Lancaster County Office of Probation
- Graphic Designer, Garden Bouquet

Theatre

- Stage Manager, Sharadin Bigler Theatre
- Marketing Assistant, Center City Opera Shop
- Theatre Technician, PA Renaissance Fair
- Actress, Local Community Theatre
- Marketing and Sales, BAO, Inc.

Appendix A

Graduate Status by Primary Major

Major (Primary)	# Graduates	Response Rate	% Employed	% Enrolled Further Education	Unknown Status
Accounting	17	94%	58.8%	23.5%	18%
Biology	25	100%	28.0%	72.0%	0%
Business Administration	61	92%	86.9%	4.9%	8%
International Business	21	100%	95.2%	4.8%	0%
Chemistry & Biochemistry	9	100%	44.4%	55.6%	0%
Communications	29	93%	82.8%	10.3%	7%
Economics	5	100%	100.0%	0.0%	0%
Education (Early & Elementary)	39	79%	74.4%	5.1%	21%
Engineering	9	100%	100.0%	0.0%	0%
English	31	97%	93.5%	3.2%	3%
Fine Arts	4	75%	75.0%	0.0%	25%
Health & Occupation	26	100%	7.7%	92.3%	0%
History	11	82%	36.4%	45.5%	18%
Math & Computer Science	19	89%	89.5%	0.0%	11%
Modern Languages	7	86%	57.1%	28.6%	14%
Music, MUED, MUTH	12	100%	91.7%	8.3%	0%
Philosophy	2	100%	50.0%	50.0%	0%
Physics	2	100%	100.0%	0.0%	0%
Political Science	11	100%	63.6%	36.4%	0%
Psychology	27	89%	48.1%	40.7%	11%
Religious Studies	3	100%	66.7%	33.3%	0%
Social Studies Education	7	57%	57.1%	0.0%	43%
Social Work	8	100%	25.0%	75.0%	0%
Sociol-Anthro & Criminal Justice	12	83%	50.0%	33.3%	17%
Theatre	7	100%	100.0%	0.0%	0%
	404	92%	68.1%	23.8%	8%

Appendix B

High-Impact Educational Practices

For this report, high-impact educational practices were defined and categorized as follows.

Undergraduate Research: These are projects demonstrating expertise gained in the major, including independent critical thinking and analysis of ideas. UG research may be completed as part of senior seminars or capstone courses, senior research projects, and “Honors in the Discipline” projects.

Internships: Work in an applied setting such as a classroom, workplace, or clinic. These go by different titles (field study, internship, practicum) and are recorded on the transcript (with the exception of OT Fieldwork).

Study Abroad: Study in another country or culture that may be a total semester or year immersion in the country, or may be travel that is integrated into an Elizabethtown course.

Other HIP: This includes capstone courses as well as collaborative projects such as Mock Trial that include working and solving problems with others.

Department or Program	Research	Internships	Other HIP
Art		470-474	401,402,403,404,405
Biology	491,492	474	412
Business, AC, EC	BA 400, EC 400	470-474	290,350,360,497,498,499
Chemistry	491,492	471,472	353,354L,361,362,461,462
Communications	498,499	470-474	485
Education	399, 400	470, 475	495,496,497,498,499
Engineering	400,491,492	470-474	280,291,391,395,396
English	311,313,317,318,320,403,420, 430,440,450	470-474	493,494,498,499
Health & Occupation	492,494	475	
History	400,490	470-474	
Math & Computer Science	CS490,495, MA400	470-474	
Modern Languages	495 (FR,GER,SP,JA)		
Music	495	471,478, 479, 491	350,360
Philosophy	490		
Physics	491,492		353
Political Science	498,499	471,476	301,302,350,360
Psychology	413, 414, 425, 435	475	
Religious Studies	490	470-474	325,345,355,385
Sociology/Anthro	400	470-474	
Social Work	400,498	470,471	367,368,369
Theatre	405, 490	470-474	